

SZG111 series of microwave led high bay light



Applications:


- Warehouses
- Plant and workshop
- Maintenance workshop
- Equipment workshop
- Outdoor canopy
- Logistics Center
- Exhibition Hall

Description of performances:


brand of led chip PHILIPS	luminous efficacy of luminaire 165 lm/W	Induction dimming microwave induction dimming	microwave induction height Max. 15m	microwave induction mode light priority mode motion sense dimming three stage dimming	bluetooth remote control APP/bluetooth gateway
power efficiency ≥94%	power factor ≥0.95	total harmonic distortion ≤10%	beam angle 120°/90°/60°	shell material ADC12 die-cast aluminum	IP protection IP66

Functions of microwave sensor:


1. Light sensing priority function




When the ambient brightness is less than the preset light on value, the light will turn on automatically.



The sensor detects someone moving and the lights are on 100%.



After the delay time is over, no one moves in the sensing area, and the brightness of the light dims and enters the waiting time state, until it is detected that someone is moving again, and the light is fully on, following this cycle.

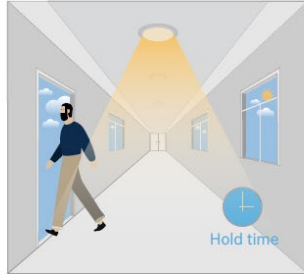


When the ambient light brightness exceeds the light off value, the light automatically turns off.


2. Motion sensing dimming



After detecting movement, the sensor automatically turns on 100% full brightness.




After the sensor cannot detect movement, it automatically enters a delay time.




Automatically adjust to low light after a delay time.

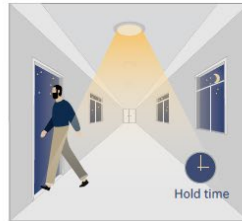
3. Three stage dimming



When the ambient light is bright enough, even if motion is detected, the sensor will not light up.



When the ambient light brightness is insufficient and movement is detected, the sensor automatically lights up.



After the sensor cannot detect movement, it automatically enters a delay time; The light will be on 100% during the delay period.

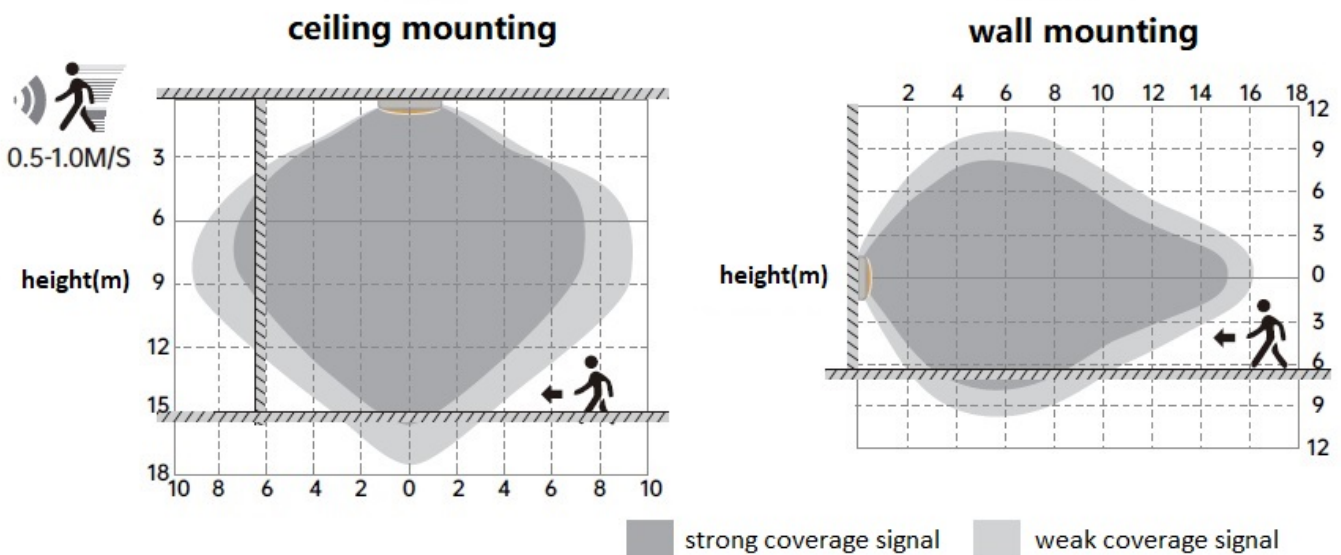


After the delay time, the sensor automatically enters the waiting time to maintain the waiting brightness.



After the waiting time ends, the sensor automatically turns off the light.

Microwave induction range diagram




Product details:



secondary energy-saving dimming of microwave sensor



circular lens with more led chips and higher light efficiency



precision die-casting aluminum heat dissipation body



precision machined aluminum substrate bonding surface, fast heat dissipation

Technical parameters:

Parameter items	100W	150W	200W
Input voltage (V)	90-305Vac	90-305Vac	90-305Vac
Power efficiency	≥94%	≥94%	≥94%
Power factor	≥0.95	≥0.95	≥0.95
Surge lightning protection (V)	6000	6000	6000
Total harmonic distortion	≤10%	≤10%	≤10%
Quantity of led chip (pcs)	160	240	320
Luminous efficiency for led (lm/W)	210	210	210
Total luminous flux (lm)	21,000±5%	15,000±5%	42,000±5%
Light efficacy for luminaire (lm/W)	165	165	165
Correlated color temperature (K)	3000-6500	3000-6500	3000-6500
Color rendering index (Ra)	≥75	≥75	≥75
Beam angle (°)	60°/90°	60°/90°/120°	60°/90°/120°
LED lifespan (h)	≥100,000	≥100,000	≥100,000
Energy-saving dimming	Microwave sensor	Microwave sensor	Microwave sensor
Mounting height of sensor (m)	<15	<15	<15
microwave induction radius (m)	5	5	5
Working temperature (°C)	-40~+50°C	-40~+50°C	-40~+50°C
IP protection	IP66	IP66	IP66
IK protection	IK08	IK08	IK08
Installation mode of led driver	external	external	external
Dimensions (mm)	φ280*175	φ330*182	φ380*185
Weight (Kg)	2.5	3.2	3.8
Mounting mode	ring / U-bracket	ring / U-bracket	ring / U-bracket
Warranty	5 year	5 year	5 year

Test report of luminous efficiency of led chip:

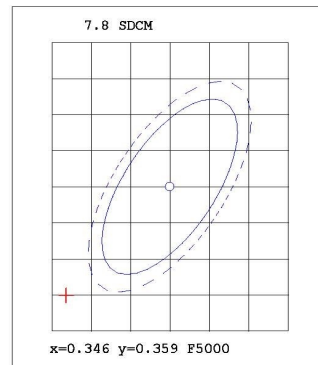
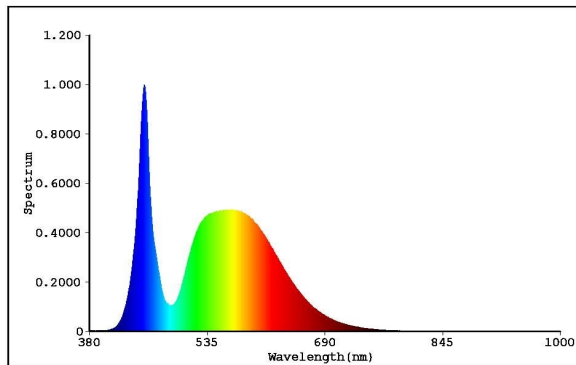
EVERFINE 远方

Test report

EVERFINE LEDspec Test Report

3 Of 4

Spectrum Test Report



Color Parameters:

Chromaticity Coordinate(2Deg): $x=0.3328$ $y=0.3439$ / $u'=0.2060$ $v'=0.4791$ $duv=1.302e-003$

$T_c=5484K$ Dominant WL:Ld=552.1nm Purity=3.1%

Ratio:R=14.0% G=82.3% B=3.7% Peak WL:Lp=452.8nm HWL:18.5nm

Render Index:Ra=75.7

R1 =74.13 R2 =80.20 R3 =82.28 R4 =76.12 R5 =74.24

R6 =71.69 R7 =84.13 R8 =62.77 R9 =-13.42 R10=50.62

R11=72.60 R12=43.24 R13=75.20 R14=89.82 R15=70.27

TM30 Parameters: Rf = 73.3, Rg:94.2

Photo Parameters:

Flux = 99.64 lm Eff. : 225.37 lm/W Fe = 296.6 mW

Electrical parameters:

VF = 5.534 V IF = 79.89 mA P = 442.1 mW Ch1

LEVEL:**[OUT] WHITE:ANSI_5700K

Status: T=140.00ms Ip=33646 (51%) [HAAS1200_V1_USB] V2.00.288

Model:80MA
 Tester:D.U.01.0151 24V
 Temperature:25.3Deg
 Manufactory:EVERFINE
 Assessor:damin
 System:WY + HAAS1200_V1_USB

Number:4
 Date:2021-06-05 16-41
 Humidity:65.0%
 Remarks:---