

# SEF380 series of explosionproof led floodlight



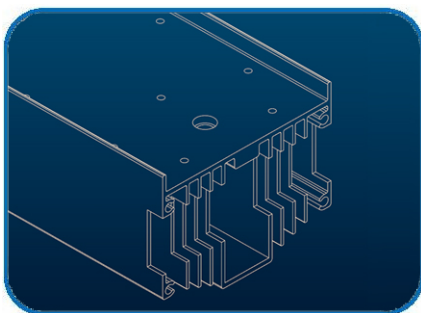
## Applications:

- petrochemical plant platform
- oilfield drilling platform
- pipeline area lighting for petrochemical enterprises
- explosionproof high pole lamp
- oil depots, gas stations, filling stations
- pharmaceutical chemical, fine chemical, organic chemical and other enterprises explosionproof places
- other flammable and explosive sites

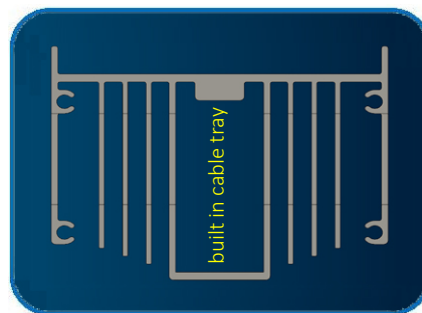
## Description of performances:

- ATEX certification with explosionproof marking: II 3G Ex ec nC IIC T6 Gc which can be used in Zone 2 hazardous area.
- Adopting Philips ultra brightness led chips with the luminous efficiency of 210 lm/W.
- The precise light distribution lens is made of polycarbonate material with a transmittance of over 95%, and the output efficiency for luminaire is up to 160 lm/W.
- The beam angles are 60 °, 90 °, 120 ° and 150 ° \* 80 ° available.
- Adopting 90~305V wide input led driver, the power efficiency can reach over 93%, with good resistance to voltage fluctuations and harmonic performance, low heat generation, and fast heat dissipation.
- The heat dissipation body adopts high thermal conductivity extruded aluminum alloy, with a large surface area and fast radiation heat dissipation. At the same time, the principle of convective heat dissipation is applied inside the heat dissipation body and between modules allowing heat to be carried away by air convection.
- The connecting cable between modules is built into the heat dissipation inner body, which is resistant to oil pollution and aging, greatly extending its service life.
- The external reverse installation mode is adopted for led driver separated from the heat dissipation body, which can not only make led driver dissipate heat faster, but also prevent led driver from being washed directly by rainstorm, further improving led driver's waterproof performance.
- The lamp adopts dark sky design, which does not produce light pollution to the environment.

## Heat dissipation profile:



Philips high brightness led chip  
( $\geq 200\text{lm/W}$ )



extruded aluminum heat  
dissipation module

## Led driver:



hidden line module  
(No exposed cables between modules)

## Technical parameters:

Parameter items	50W	100W	150W	200W	250W
Input voltage (V)	90-305Vac	90-305Vac	90-305Vac	90-305Vac	90-305Vac
Power efficiency	93%	93%	93%	93%	93%
Power factor	0.98	0.98	0.98	0.98	0.98
Surge lightning protection (V)	6000	6000	6000	6000	6000
Total harmonic distortion	≤10%	≤10%	≤10%	≤10%	≤10%
Brand of led chip	Philips	Philips	Philips	Philips	Philips
Quantity of led chip (pcs)	64	128	192	256	320
Luminous efficiency for led (lm/W)	210	210	210	210	210
Total luminous flux (lm)	10500±5%	21000±5%	31500±5%	42000±5%	52500±5%
Light efficacy for luminaire (lm/W)	160	160	160	160	160
Correlated color temperature (K)	3000-6500	3000-6500	3000-6500	3000-6500	3000-6500
Color rendering index (Ra)	≥75	≥75	≥75	≥75	≥75
Beam angle (°)	60°/90°/120°/150°*80°	60°/90°/120°/150°*80°	60°/90°/120°/150°*80°	60°/90°/120°/150°*80°	60°/90°/120°/150°*80°
LED lifespan (h)	100,000	100,000	100,000	100,000	100,000
Working temperature (°C)	-40~+40°C	-40~+40°C	-40~+40°C	-40~+40°C	-40~+40°C
IP protection	IP66	IP66	IP66	IP66	IP66
Quantity of modular (Pcs)	1	2	3	4	5
Installation mode of led driver	external	external	external	external	external
Dimensions (mm)	266*98*128	266*198*128	266*298*128	266*398*128	266*498*128
Weight (Kg)	2.2	3	4	5	6
Mounting mode	U-bracket	U-bracket	U-bracket	U-bracket	U-bracket

Note: 1) emergency model optional  
2) 300W/400W can be customized.



100W

150W

200W

250W

## Test report of luminous efficiency of led chip:

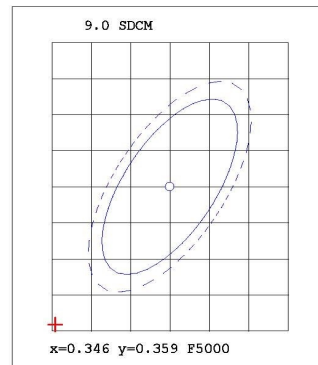
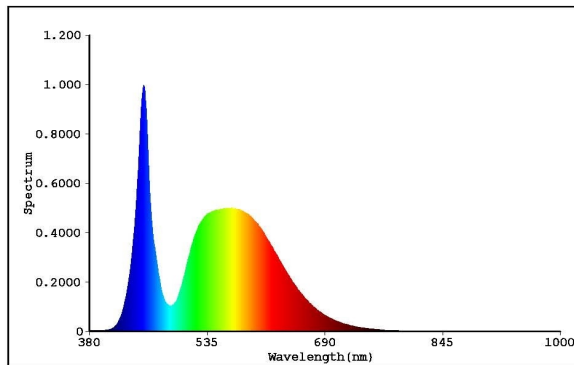
**EVERFINE** 远方

Test report

EVERFINE LEDspec Test Report

2 Of 4

### Spectrum Test Report



#### Color Parameters:

Chromaticity Coordinate(2Deg): $x=0.3314$   $y=0.3399$ / $u'=0.2066$   $v'=0.4768$   $duv=-1.324e-004$

Tc=5545K Dominant WL:Ld=536.9nm Purity=1.5%

Ratio:R=14.1% G=82.3% B=3.7% Peak WL:Lp=451.4nm HWL:19.7nm

Render Index:Ra=75.7

R1 =74.64      R2 =79.78      R3 =80.99      R4 =76.68      R5 =74.83

R6 =71.19      R7 =83.59      R8 =63.76      R9 =-11.12      R10=49.49

R11=73.52      R12=44.41      R13=75.32      R14=89.03      R15=71.15

TM30 Parameters: Rf = 72.8, Rg:94.9

#### Photo Parameters:

Flux = 143.7 lm    Eff. : 208.44 lm/W    Fe = 440.0 mW

#### Electrical parameters:

VF = 5.750 V      IF = 119.9 mA      P = 689.4 mW Ch1

LEVEL:\*\* [OUT]      WHITE:ANSI\_5700K

Status: T=140.00ms    Ip=47130 (72%)    [ HAAS1200\_V1\_USB ] V2.00.288

Model:120MA  
 Tester:D.U.01.0151 24V  
 Temperature:25.3Deg  
 Manufactory:EVERFINE  
 Assessor:damin  
 System:WY + HAAS1200\_V1\_USB

Number:3  
 Date:2021-06-05 16-40  
 Humidity:65.0%  
 Remarks:---